

2008 Ford F-350 Super Duty® FX4 Crew Cab SRW 8-ft. Box 6.4L Power Stroke® V8 4x4

COMPETITIVE PRODUCT FEATURES

Power

Available all-new 6.4L Power Stroke® V8 turbo diesel

- Delivers 350 horsepower and 650 lb.-ft. of torque with either the standard manual transmission or the available TorqShift® 5-speed automatic, to make this the most powerful Ford pickup diesel engine ever
- ✓ High-pressure common-rail and piezo-electric fuel injectors help to optimize fuel efficiency, improve cold-start capability and make this the quietest Ford pickup diesel engine ever
- ✓ Innovative technologies help reduce particulate soot emissions to levels on par with gasoline engines of comparable size and power
- ✓ The 6.7L Cummins engine available in the Ram produces 40 less lb.-ft. of torque when matched to the standard manual transmission

Robust brakes

- ✓ Large vented front and rear brake rotors and dual-piston calipers provide strong, consistent stopping power

Capability

Towing capacity

- ✓ The F-350 SRW featured here has a maximum conventional towing capacity of 12,500 lbs., 500 lbs. greater than a comparable Ram. F-350 SRW 4x4 has a maximum 5th-wheel towing capacity of 15,200 which is 600 lbs. more than Silverado

Payload

- ✓ The F-350 SRW featured here has a maximum payload capacity of 3640 lbs. The maximum available payload capacity of a properly equipped F-350 DRW is 5720 lbs.

Standard trailer hitch receiver

- Class IV 12.5K "Built Ford Tough" trailer hitch receiver complete with 7-wire harness with relays and bumper-mounted 7-pin and 4-pin connectors is standard equipment

- ✓ A trailering equipment package is available on Silverado

Longer leaf springs

- ✓ Rear leaf springs are 8 inches longer than last year to provide an enhanced ride with greater sway control while towing, and help keep the vehicle box height low to facilitate 5th-wheel towing

GVWR

- ✓ The F-350 SRW featured here has a Gross Vehicle Weight Rating (GVWR) of 11,500 lbs., 1600 lbs. greater than Silverado

More cargo capacity

- ✓ F-350 models with the 8-foot cargo box provide more cargo volume than either Silverado or Ram

Driver and passenger room

- ✓ F-350 Crew Cab models provide more front and rear head room, shoulder room and hip room and more rear leg room than Silverado or Ram

- ✓ Total passenger volume of the F-350 Crew Cab is 135.1 cubic feet, the Silverado has only 123.7 cubic feet and the Ram has only 121.7 cubic feet

TowCommand System

- Complete package that works together to help make towing seem effortless. The system includes a fully integrated trailer brake controller, the standard Anti-lock Braking System (ABS), the TorqShift automatic transmission with Tow/Haul mode and telescoping trailer tow mirrors

- ✓ Silverado offers an available integrated trailer brake controller but it does not offer a complete system approach to towing. Ram does not offer an integrated trailer brake controller

Durability

Built Ford Tough, durability-tested diesel engine

- ✓ The all-new 6.4L Power Stroke V8 turbo diesel has undergone rigorous testing — the equivalent of 10 million miles on more than 600 engines

Solid frame

- ✓ The F-350 electrocoated frame is made of thick steel and each of the frame crossmembers is welded, riveted, or both, to the main frame rails

Corrosion protection

- 5-year/unlimited mileage rust-through corrosion warranty
- ✓ Silverado and Ram limit their rust-through corrosion protection to a maximum of 100,000 miles

Transmission temperature gauge

- Monitors the operating temperature of the TorqShift 5-speed automatic transmission
- ✓ Not available on Ram



2008 F-350 FX4 SuperCab shown.

Innovation

Class-exclusive⁽¹⁾ Tailgate Step

- Makes getting into the cargo box easier and more convenient than ever
- ✓ Not available on Silverado or Ram

Integrated upfitter switches

- Provide a convenient power source to operate up to four high-power relays for heavy-duty accessories
- ✓ Silverado offers only one instrument-panel-mounted switch. Not available on Ram

Rapid-Heat Supplemental Cab Heater

- This class-exclusive⁽¹⁾ feature provides additional heating capability to more quickly warm the passenger compartment during engine warm-up
- ✓ Not available on Silverado or Ram

Class-exclusive⁽¹⁾ stowable bed extender

- Allows long cargo to be hauled with the tailgate down or smaller cargo items secured with the tailgate up, or folds out of the way
- ✓ Not available on Silverado or Ram

Reverse Vehicle Aid Sensor

- Makes backing the vehicle up safer and easier by sounding a tone to warn the driver of obstacles near the rear bumper
- ✓ Not available on Ram

Class-exclusive⁽¹⁾ Reverse Camera System

- Includes a camera mounted in the tailgate handle bezel and a video display in the interior rearview mirror
- ✓ Not available on Silverado or Ram

Durable

- Available all-new 6.4L Power Stroke® V8 turbo diesel engine that produces 350 horsepower and 650 lb.-ft. of torque, and has been tested the equivalent of 10 million vehicle miles
- Frame crossmembers that are welded, riveted or both

Capable


























- Standard trailer hitch receiver with trailer wiring harness
- Available TowCommand System with fully integrated trailer brake controller


Flexible

- Three available cab styles
- Available class-exclusive⁽¹⁾ Rapid-Heat Supplemental Cab Heater
- Available class-exclusive⁽¹⁾ Tailgate Step
- Available class-exclusive⁽¹⁾ stowable bed extender

For more information check out:
www.insidesuperduty.com

(1) Class is full-size pickups over 8500 lbs. GVWR.
NOTE: For feature availability see latest Dealer Ordering Guide.

2008 Ford F-350 Super Duty® FX4 Crew Cab SRW 8-ft. Box 6.4L Power Stroke® V8 4x4		VERSUS		2008 Chevrolet Silverado 3500 HD LT Crew Cab SRW 8-ft. Box 6.6L Duramax™ V8 4x4		2008 Dodge Ram 3500 SLT Quad Cab SRW 8-ft. Box 6.7L Cummins I-6 4x4	
6.4L Power Stroke® V8 350 @ 3000 650 @ 2000		Standard Engine Horsepower (SAE net @ rpm) Torque (lb.-ft. @ rpm)		6.6L Duramax™ V8 Turbo Diesel 365 @ 3200 660 @ 1600		6.7L Cummins I-6 Turbo Diesel 350 @ 3000 (M/T) 610 @ 1400 (M/T)	
—		Optional Engine Horsepower (SAE net @ rpm) Torque (lb.-ft. @ rpm)		—		6.7L Cummins I-6 Turbo Diesel 350 @ 3000 (A/T) 650 @ 1500 (A/T)	
6-speed Manual		Standard Transmission		6-speed Automatic		6-speed Manual	
TorqShift® 5-speed Automatic		Optional Transmission		—		6-speed Automatic	
Twin-coil Monobeam Front Axle with Coil Springs , Shock Absorbers and Stabilizer Bar		Front Suspension		Independent Short- and Long-Arm (SLA), Torsion Bars , Shock Absorbers and Stabilizer Bar		Independent Short- and Long-Arm (SLA), Coil Springs, Shock Absorbers and Stabilizer Bar	
Live Axle, Full-floating with Three-stage Leaf Springs and Shock Absorbers		Rear Suspension		Live Axle, Full-floating with Two-stage Leaf Springs and Shock Absorbers		Live Axle, Full-floating with Leaf Springs and Shock Absorbers	
Disc/Disc with Four-wheel Anti-lock Braking System (ABS)		Braking System		Disc/Disc with Four-wheel Anti-lock Braking System (ABS)		Disc/Disc with Four-wheel Anti-lock Braking System (ABS)	
Recirculating Ball		Steering		Recirculating Ball		Recirculating Ball	
Driver and Right-Front Passenger Airbags		Airbags		Driver and Right-Front Passenger Airbags		Next Generation Multi-stage Front Airbags	
Dimensions (All dimensions are in inches unless otherwise noted.)							
172.4		Wheelbase		167.0		160.5	
262.4		Length		258.7		249.7	
80.9		Height (empty)		76.1		78.5	
79.9		Width (max.)		79.9		79.6	
56.5		Turning Diameter (curb-to-curb; ft.)		55.1		49.8	
41.4/41.4		Head Room (F/R)		41.3/40.6		41.0/40.0	
68.0/68.0		Shoulder Room (F/R)		65.2/65.1		67.0/66.5	
67.6/67.3		Hip Room (F/R)		62.5/65.5		65.0/65.3	
41.0/41.8		Leg Room (F/R)		41.3/39.0		41.0/36.7	
135.1		Passenger Volume (cu. ft.)		123.7		121.7	
98.0		Cargo Box Length (@ floor)		97.8		98.3	
69.3		Cargo Box Width (@ floor)		64.7		66.4	
20.1		Cargo Box Depth		21.3		20.2	
77.4		Cargo Box Volume (cu. ft.)		75.5		74.9	
38.0		Standard Fuel Tank Capacity (gal.)		34.0		35.0	
7773		Curb Weight		6436		7228	
11,500		GVWR (max. lbs.) ⁽¹⁾		9,900		12,200	
3640		Payload (lbs.) ⁽¹⁾		3464		4900	
12,500		Conventional Towing (max. lbs.) ⁽¹⁾		13,000		12,000	
15,200		5th-Wheel Towing (max. lbs.) ⁽¹⁾		14,600		15,700	
23,000		GCWR (max. lbs.) ⁽¹⁾		22,000		23,000	
\$46,610		Price (MSRP)*		\$45,575		\$46,705	
3 years/36,000 miles		Basic Warranty		3 years/36,000 miles		3 years/36,000 miles	
5 years/100,000 miles		Powertrain Warranty		5 years/100,000 miles		3 years/36,000 miles	
5 years/ unlimited mileage		Corrosion Warranty		6 years/ 100,000 miles		5 years/ 100,000 miles	
5 years/60,000 miles		Roadside Assistance		5 years/100,000 miles		3 years/36,000 miles⁽²⁾	

 **Bolded purple text = Ford advantage over one or more competitors.** **Red text = the specific competitive specification/dimension where Ford has the advantage.**
 * Includes base MSRP, destination charge and option package if applicable. Title, tax and registration fees extra. Package contents and price may vary by region and are subject to change.
 Check your latest Ford pricing information for the current incentives on your vehicles.

(1) Properly equipped.
 (2) Towing assistance only.

January 2008. Information based on generally available industry data. At the time of publication, descriptive and illustrative materials contained herein were believed to be correct. Ford Motor Company, whose policy is one of continuous improvement, reserves the right to change specifications, equipment or designs without incurring obligation.