

# 2008 Ford Mustang V6 Deluxe Convertible

## COMPETITIVE PRODUCT FEATURES

### Unexpected Comfort, High-Performance Amenities

#### 5-year/60,000-mile Roadside Assistance

- Adds extra peace of mind by providing emergency services including towing, changing a flat tire, jump starts and fuel delivery for 5 years or 60,000 miles, whichever occurs first

✓ Sebring offers towing assistance only

### Affordable Power and Performance

#### Mustang has a standard V6 engine

- ✓ Eclipse has a standard I-4 engine. I-4 engines tend to work harder than V6 engines to achieve their peak power output. Eclipse has 162 horsepower at 6000 rpm. Mustang has 210 horsepower at a lower 5300 rpm. The higher rpm on Eclipse could also contribute to excess engine noise

#### 5-speed automatic transmission

- Designed to deliver an optimal balance of performance and fuel economy with gearing for launch and acceleration, and two overdrive gears to reduce rpm at highway speeds

✓ Sebring and Eclipse use a 4-speed automatic transmission

#### Rear-wheel drive

- Not affected by torque steer, which is the tendency for the front wheels to pull left or right under hard acceleration

✓ Sebring and Eclipse are front-wheel drive

#### Solid rear-axle design

- Traditionally more durable and robust, to hold up to the high torque output of performance vehicles

✓ Sebring and Eclipse use halfshafts

#### Less base curb weight than Sebring and Eclipse

- Helps contribute to acceleration and handling due to less vehicle weight to accelerate and maneuver

#### 5-speed manual transmission

- Typically preferred by performance-oriented drivers, it allows the driver to control the shift points of the vehicle

✓ Not available on Sebring

#### Wider front and rear track

- Helps provide solid, stable handling while taking corners

✓ Mustang (62.8 in. front/63.0 in. rear); Sebring and Eclipse (61.8 in. front/61.8 in. rear)



### Added Safety for Peace of Mind

#### All-Speed Traction Control

- Helps the vehicle maintain traction under slippery conditions

✓ Not available on Eclipse

#### Tire Pressure Monitoring System (TPMS)

- Monitors tire pressure in each tire and alerts the driver to low tire pressure conditions

✓ Not available on Eclipse

#### NHTSA crash test ratings<sup>(1)</sup>

- Mustang received a five-star crash test rating for the driver and front passenger in NHTSA (National Highway Traffic Safety Administration) frontal crash testing and a five-star rating for the front and rear passengers in side-impact testing. Five stars is the highest possible rating

#### Crash Test Star Ratings

Front Impact		Side Impact	
Driver	Passenger	Front Seat	Rear Seat
★★★★★	★★★★★	★★★★★	★★★★★

### Performance-Car Architecture

- Rear-wheel drive
- Solid rear axle
- 3-link rear suspension with Panhard rod
- Solid chassis

### Born to Perform

- Powerful V6 engine
- 5-speed automatic transmission
- Four-wheel disc brakes
- Balanced weight distribution

### Living Legend






















- Classic Mustang styling
- Interior Upgrade Package
- Packages that make Mustang one of a kind
- Shaker 500 and 1000 audio systems


*Over 40 years of heritage make Mustang the only true, classic muscle car available today.*

*Mustang has been the best-selling car in its segment for 22 years!*

(1) Star ratings are part of the U.S. Department of Transportation's [safercar.gov](http://www.safercar.gov) program ([www.safercar.gov](http://www.safercar.gov)).

**NOTE:** See latest Dealer Ordering Guide for feature availability.

2008 Ford Mustang V6 Deluxe Convertible		V E R S U S		2008 Chrysler Sebring Touring Convertible		2008 Mitsubishi Eclipse GS Spyder	
4.0L SOHC V6 210 @ 5300 240 @ 3500	  	Engine Horsepower (SAE net @ rpm) Torque (lb.-ft. @ rpm)		2.7L DOHC V6 186 @ 5500 192 @ 4000		2.4L SOHC I4 162 @ 6000 162 @ 4000	
5-speed Manual		Transmission		4-speed Automatic		5-speed Manual	
<b>5-speed Automatic</b>		Optional Transmission		--		<b>4-speed Automatic</b>	
Independent MacPherson Struts with Coil Springs and Stabilizer Bar		Front Suspension		Independent MacPherson Struts with Coil Springs and Stabilizer Bar		Independent MacPherson Struts with Coil Springs and Stabilizer Bar	
Non-independent Tri-link Design with Panhard Rod, Coil Springs, Shock Absorbers and Stabilizer Bar		Rear Suspension		Independent Multi-link Design with Coil Springs, Shock Absorbers and Stabilizer Bar		Independent Multi-link Design with Coil Springs, Shock Absorbers and Stabilizer Bar	
<b>Rear-wheel Drive</b>		Layout		<b>Front-wheel Drive</b>		<b>Front-wheel Drive</b>	
Disc/Disc with Optional Anti-lock Braking System (ABS)		Braking System		Disc/Disc with Anti-lock Braking System (ABS)		Disc/Disc with Anti-lock Braking System (ABS)	
Rack-and-pinion		Steering		Rack-and-pinion		Engine-speed-sensitive Rack-and-pinion	
Dual-stage Driver and Front Passenger Airbags and Front-seat Side Airbags		Airbags		Multi-stage Driver and Front Passenger Airbags and Front-seat Side Airbags		Dual-stage Driver and Front Passenger Airbags and Front-seat Side Airbags	
<b>Dimensions</b> (All dimensions are in inches unless otherwise noted.)							
<b>107.1</b>		Wheelbase		108.9		<b>101.4</b>	
<b>188.0</b>		Length		193.8		<b>179.7</b>	
<b>55.7</b>		Height		58.4		<b>54.4</b>	
<b>73.9</b>		Width		<b>71.5</b>		<b>72.2</b>	
4		Seating Capacity		4		4	
<b>62.8/63.0</b>		Track (F/R)		<b>61.8/61.8</b>		<b>61.8/61.8</b>	
<b>38.8/36.3</b>		Head Room (F/R)		39.0/36.3		<b>39.6/35.7</b>	
<b>55.4/45.0</b>		Shoulder Room (F/R)		56.4/48.5		<b>54.2/40.0</b>	
<b>53.6/45.2</b>		Hip Room (F/R)		<b>53.3/44.2</b>		<b>53.7/40.3</b>	
<b>42.7/30.3</b>		Leg Room (F/R)		<b>42.4/33.5</b>		<b>42.8/27.7</b>	
<b>81.6</b>		Passenger Volume (cu. ft.)		88.1		<b>76.1</b>	
<b>9.7</b>		Luggage Capacity (cu. ft.)		13.1		<b>5.2</b>	
16.0		Fuel Tank Capacity (gal.)		16.9		17.7	
<b>3461</b>		Base Curb Weight (lbs.)		<b>3847</b>		<b>3472</b>	
<b>1000</b>		Trailer Towing (max. lbs.) <sup>(1)</sup>		1500		<b>Not recommended</b>	
17/26		EPA Estimated MPG (city/hwy.) <sup>(2)</sup>		18/26		19/26	
<b>\$25,060</b>		Price (MSRP)*		<b>\$29,115</b>		<b>\$27,324</b>	
3 years/36,000 miles		Basic Warranty		3 years/36,000 miles		5 years/60,000 miles	
5 years/60,000 miles		Powertrain Warranty		Lifetime Limited Warranty		10 years/100,000 miles	
5 years/ <b>unlimited mileage</b>		Corrosion Warranty		5 years/ <b>100,000 miles</b>		7 years/ <b>100,000 miles</b>	
<b>5 years/60,000 miles</b>		Roadside Assistance		<b>Towing only</b>		5 years/unlimited miles	

 **Bolded purple text = Ford Advantage over one or more competitors.** Red text = the specific competitive specification/dimension where Ford has the advantage.  
\* Includes base MSRP, destination charge and option package if applicable. Title, tax and registration fees extra. Package contents and price may vary by region and are subject to change. Check your latest Ford pricing information for the current incentives on your vehicles.

(1) Properly equipped.  
(2) With standard powertrain.

January 2008. Information based on generally available industry data. At the time of publication, descriptive and illustrative materials contained herein were believed to be correct. Ford Motor Company, whose policy is one of continuous improvement, reserves the right to change specifications, equipment or designs without incurring obligation.